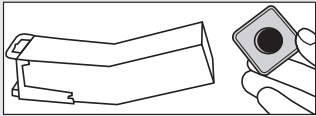


NIPPON[®]

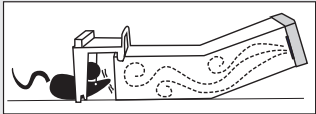
TIP TRAP

LIVE CAPTURE MOUSE TRAP

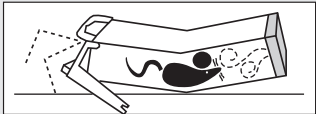
DIRECTIONS FOR USE:



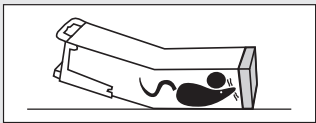
1. Remove the end cap from the trap.



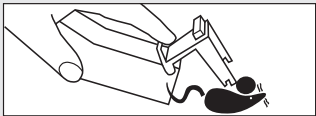
2. Place suitable bait such as peanut butter or chocolate spread inside cap and close end cap on trap.



3. Position trap lengthways parallel to the side of a wall with the door in the open position. Mice entering the trap will tip the trap and close the door.



4. Check trap regularly to avoid distress to trapped mice.



5. Release trapped mice as far from the home as possible by re-opening the trap door. The trap may then be re-set.

PLEASE NOTE: It is an offence to place this trap in a location which may endanger wild birds or other protected animals. The trap is highly sensitive and may occasionally 'tip' without a mouse being trapped. Check carefully for trapped mice before re-setting.

Nippon is a registered trade mark of Vitax Ltd.

Vitax Ltd

Owen Street, Coalville, Leics LE67 3DE

Tel: 01530 510060

www.vitax.co.uk